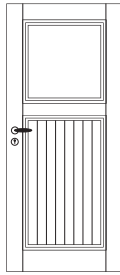


Land A

Grundmodelle




Land A.1



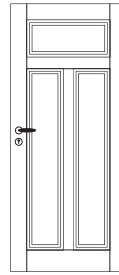
Land A.2




Land A.3



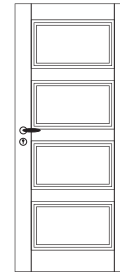
Land A.4




Land A.5



Land A.6



Land A.7

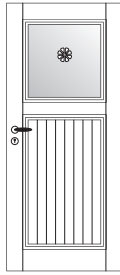


Land A.8


Land C

Sie haben die Wahl **ohne Applikation** zwischen allen Gläsern. Fragen Sie nach unserem Glasangebot.

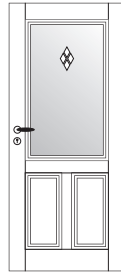
mit Applikation
Klarglas mit Applikation **A** oder **B**




Land C.1



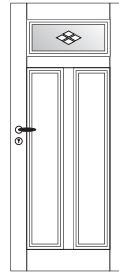
Land C.2



Land C.3



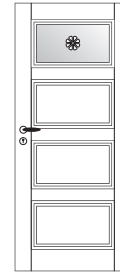
Land C.4




Land C.5



Land C.6



Land C.7




Land C.8

Land D

Sie haben die Wahl **ohne Applikation** zwischen allen Gläsern. Fragen Sie nach unserem Glasangebot.

mit Applikation
Klarglas mit Applikation **A** oder **B**



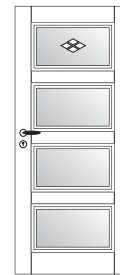
Land D.4



Land D.5



Land D.6




Land D.7



Land D.8

Land E

Sie haben die Wahl **zwischen allen Gläsern**. Fragen Sie nach unserem Glasangebot.



Land E.1



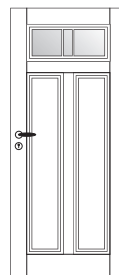
Land E.2



Land E.3



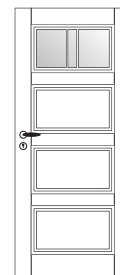
Land E.4



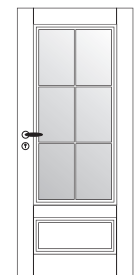
Land E.5



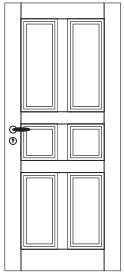
Land E.6



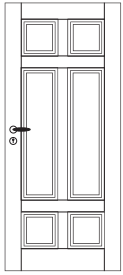
Land E.7




Land E.8



Land A.9



Land A.10



Land C.9



Land C.10



Land D.9



Land D.10



Land E.9

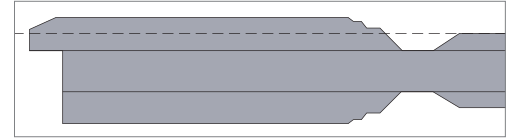


Land E.10

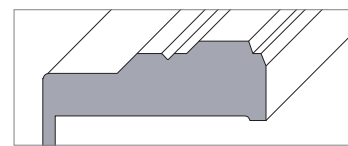


Merkmale

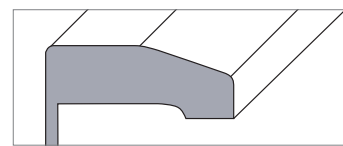
1. Modernes Stufenprofil
2. Tiefergelegte Füllungen
3. Facettenüberschlag
4. Bandbetonung
5. Passende Zarge LD und D



Der Falz und die Profilfräsung



Zarge LD – Bekleidungsbreite 9 cm



Zarge D – Bekleidungsbreite 6 cm

Passende Zargen

Tür und Zargen stammen aus der Feder unseres Designers. Daher bestellen Sie „LandDesign“ am besten als Element.