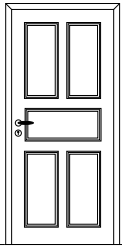
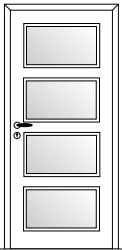


MDF-Klassiker-E	Grundmodelle								
		ME.50	ME.51	ME.52	ME.53	ME.54	ME.55	ME.56	ME.57
	Mit Lichtausschnitten								
	ME.50 L	ME.51 L	ME.52 L	ME.53 L	ME.54 L	ME.55 L1	ME.56 L	ME.56 L2	ME.57 L1
	Mit Sprossenrahmen								
	ME.50 S	ME.51 S	ME.52 S	ME.53 S	ME.54 S	ME.55 S	ME.56 S	ME.57 S	


MDF-Klassiker	Grundmodelle								
		M.01	M.02	M.03	M.04	M.05	M.06	M.07	M.08
	Mit Lichtausschnitten								
	M.01 L	M.02 L	M.03 L	M.04 L	M.05 L	M.06 L	M.07 L	M.08 L	
	Mit Sprossenrahmen								
	M.01 S	M.02 S	M.03 S	M.04 S	M.05 S	M.06 S	M.07 S	M.08 S	




ME.58



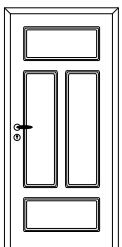
ME.57 L4



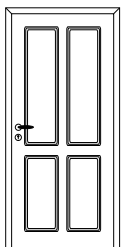
ME.58 L



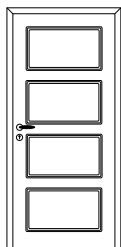
ME.58 S




M.09



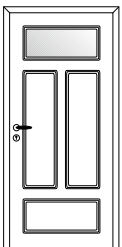
M.10



M.11



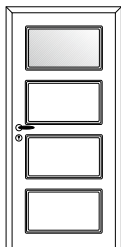
M.12



M.09 L1



M.10 L2




M.11 L1



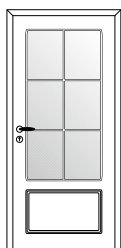
M.12 L




M.09 S



M.10 S



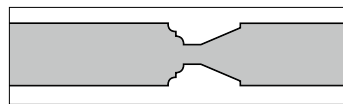

M.11 S



M.12 S

Merkmale MDF-Klassiker

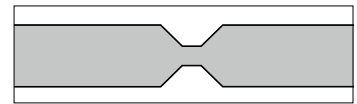

1. Profilierte Fräsung
2. „Abgerundete“ Ecken
3. Profiliertes Überschlag
4. Passende Zarge A/B/C



Der Falz und die Profilfräsung

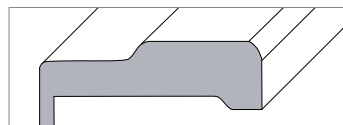
Merkmale MDF-Klassiker-E

1. Trapezfräsung
2. „Eckige“ Ecken
3. Facettenüberschlag
4. Passende Zarge D

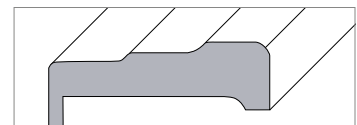


Der Falz und die Profilfräsung

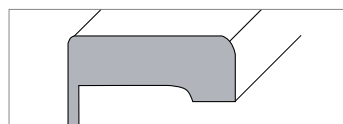
Passende Zargen



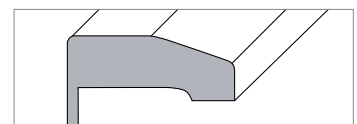
Zarge A – Bekleidungsbreite 75 mm



Zarge B – Bekleidungsbreite 75 mm



Zarge C – Bekleidungsbreite 60 mm



Zarge D – Bekleidungsbreite 60 mm