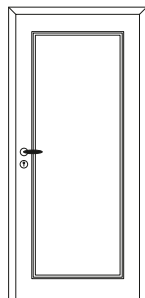
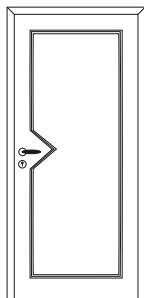


Grundmodelle




ME.50




ME.51



ME.52



ME.53




ME.54

Mit Lichtausschnitten




ME.50 L




ME.51 L



ME.52 L

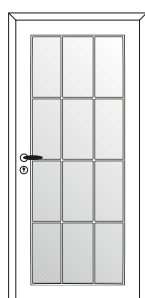


ME.53 L




ME.54 L

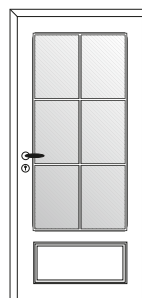
Mit Sprossenrahmen



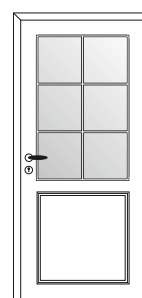
ME.50 S




ME.51 S



ME.52 S



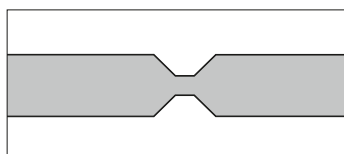
ME.53 S



ME.54 S


Merkmale

1. Trapezfräsung
2. „Eckige“ Ecken
3. Facettenüberschlag
4. Passende Zargen Cund D




Der Falz und die Profilfräsung

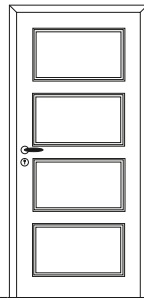




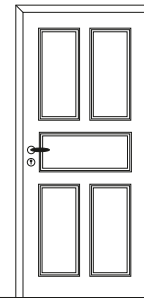
ME.55




ME.56



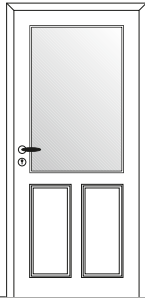
ME.57



ME.58



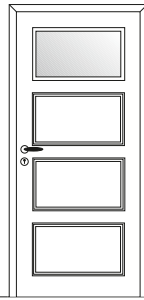
ME.55 L1



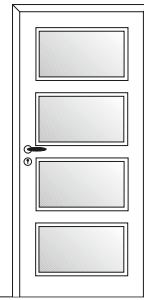
ME.56 L




ME.56 L2




ME.57 L1




ME.57 L4



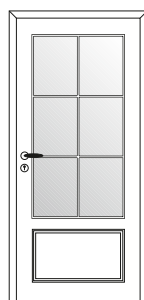
ME.58 L




ME.55 S



ME.56 S

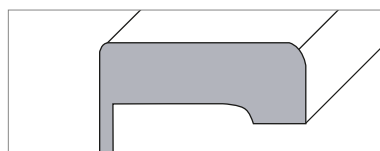


ME.57 S

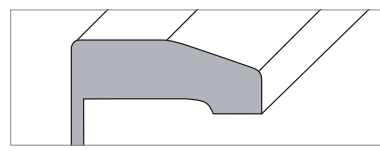


ME.58 S

### Passende Zargen



**Zarge C** – Bekleidungsbreite 60 mm



**Zarge D** – Bekleidungsbreite 60 mm